



WELCOME
TO
GRADE TWO

Step up to Grade 2

Dear Soon to be Grade 2 Students,

Over the summer, please read one book and do a book report on it. Use the attached book form.

You may choose from the following authors.

Horrible Harry books by Suzy Kline

Junie B. Jones books by Barbara Park

Henry and Mudge books by Cynthia Rylant

Ready Freddy by Abby Klein


Fly Guy by Tedd Arnold

Children should practice their math facts using the attached papers and flashcards.

Name _____

Title of the book you read. _____

Please illustrate a scene from your book below.




Please write one or two sentences explaining the scene from your book.

BIRTHDAY BOOK BASKET

WE ARE ASKING EACH CHILD IN GRADE TWO TO BRING IN AN INEXPENSIVE BOOK WRAPPED FOR OUR BIRTHDAY BASKET. EACH BOOK WILL BE PUT INTO A ZIPLOC BAG PER SAFETY REGULATIONS.

EACH CHILD WILL GET TO PICK A BOOK FROM THE BASKET ON THEIR BIRTHDAY.

THANK YOU!



IMPORTANT INFORMATION FOR FUTURE
GRADE TWO STUDENTS:

Dear Parents:

The children in Grade 2 will receive two Sacraments this year. They receive Reconciliation first. The date has not been determined at this time.

The children will receive their First Communion in May.

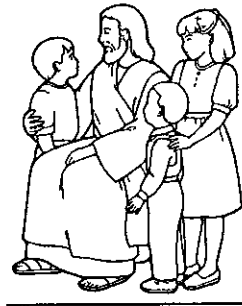
We will need a copy of your child's **Baptism Certificate** before your child receives these sacraments. You will be contacted if we do not have your child's certificate. ***Thank you in advance.***

Below is the clothing your child wears for First Communion.

Boys – Navy blue blazer, white shirt, tie (white tie is optional), khaki pants and shoes.

Girls – white dress, veils are optional (nothing in front of the face), appropriate shoes. Gloves, rosary beads and pocketbooks may not be used during the ceremony.

More information will be sent home all through the year.



Name: _____ Date: _____

Addition 11 to 20

$$\begin{array}{r} 8 \\ + 8 \\ \hline \end{array}$$

$$\begin{array}{r} 7 \\ + 8 \\ \hline \end{array}$$

$$\begin{array}{r} 2 \\ + 10 \\ \hline \end{array}$$

$$\begin{array}{r} 7 \\ + 9 \\ \hline \end{array}$$

$$\begin{array}{r} 8 \\ + 9 \\ \hline \end{array}$$

$$\begin{array}{r} 8 \\ + 10 \\ \hline \end{array}$$

$$\begin{array}{r} 9 \\ + 2 \\ \hline \end{array}$$

$$\begin{array}{r} 3 \\ + 8 \\ \hline \end{array}$$

$$\begin{array}{r} 6 \\ + 5 \\ \hline \end{array}$$

$$\begin{array}{r} 7 \\ + 4 \\ \hline \end{array}$$

$$\begin{array}{r} 7 \\ + 6 \\ \hline \end{array}$$

$$\begin{array}{r} 6 \\ + 9 \\ \hline \end{array}$$

$$\begin{array}{r} 3 \\ + 9 \\ \hline \end{array}$$

$$\begin{array}{r} 9 \\ + 9 \\ \hline \end{array}$$

$$\begin{array}{r} 7 \\ + 7 \\ \hline \end{array}$$

$$\begin{array}{r} 7 \\ + 10 \\ \hline \end{array}$$

$$\begin{array}{r} 5 \\ + 7 \\ \hline \end{array}$$

$$\begin{array}{r} 9 \\ + 7 \\ \hline \end{array}$$

$$\begin{array}{r} 10 \\ + 3 \\ \hline \end{array}$$

$$\begin{array}{r} 8 \\ + 6 \\ \hline \end{array}$$

$$\begin{array}{r} 10 \\ + 4 \\ \hline \end{array}$$

$$\begin{array}{r} 6 \\ + 10 \\ \hline \end{array}$$

$$\begin{array}{r} 4 \\ + 8 \\ \hline \end{array}$$

$$\begin{array}{r} 10 \\ + 7 \\ \hline \end{array}$$

$$\begin{array}{r} 4 \\ + 7 \\ \hline \end{array}$$

$$\begin{array}{r} 5 \\ + 6 \\ \hline \end{array}$$

$$\begin{array}{r} 6 \\ + 7 \\ \hline \end{array}$$

$$\begin{array}{r} 5 \\ + 9 \\ \hline \end{array}$$

$$\begin{array}{r} 6 \\ + 8 \\ \hline \end{array}$$

$$\begin{array}{r} 5 \\ + 8 \\ \hline \end{array}$$

$$\begin{array}{r} 4 \\ + 9 \\ \hline \end{array}$$

$$\begin{array}{r} 2 \\ + 9 \\ \hline \end{array}$$

$$\begin{array}{r} 9 \\ + 5 \\ \hline \end{array}$$

$$\begin{array}{r} 10 \\ + 5 \\ \hline \end{array}$$

$$\begin{array}{r} 9 \\ + 3 \\ \hline \end{array}$$

$$\begin{array}{r} 8 \\ + 3 \\ \hline \end{array}$$

$$\begin{array}{r} 6 \\ + 6 \\ \hline \end{array}$$

$$\begin{array}{r} 3 \\ + 10 \\ \hline \end{array}$$

$$\begin{array}{r} 10 \\ + 9 \\ \hline \end{array}$$

$$\begin{array}{r} 10 \\ + 6 \\ \hline \end{array}$$

$$\begin{array}{r} 9 \\ + 8 \\ \hline \end{array}$$

$$\begin{array}{r} 10 \\ + 2 \\ \hline \end{array}$$

$$\begin{array}{r} 8 \\ + 5 \\ \hline \end{array}$$

$$\begin{array}{r} 8 \\ + 4 \\ \hline \end{array}$$

$$\begin{array}{r} 7 \\ + 5 \\ \hline \end{array}$$

$$\begin{array}{r} 9 \\ + 4 \\ \hline \end{array}$$

$$\begin{array}{r} 9 \\ + 6 \\ \hline \end{array}$$

$$\begin{array}{r} 8 \\ + 7 \\ \hline \end{array}$$

$$\begin{array}{r} 9 \\ + 10 \\ \hline \end{array}$$

$$\begin{array}{r} 10 \\ + 8 \\ \hline \end{array}$$

$$\begin{array}{r} 10 \\ + 1 \\ \hline \end{array}$$

$$\begin{array}{r} 5 \\ + 10 \\ \hline \end{array}$$

$$\begin{array}{r} 4 \\ + 10 \\ \hline \end{array}$$

$$\begin{array}{r} 1 \\ + 10 \\ \hline \end{array}$$

$$\begin{array}{r} 10 \\ + 10 \\ \hline \end{array}$$

$$\begin{array}{r} 9 \\ + 5 \\ \hline \end{array}$$

$$\begin{array}{r} 3 \\ + 8 \\ \hline \end{array}$$

$$\begin{array}{r} 4 \\ + 8 \\ \hline \end{array}$$

$$\begin{array}{r} 7 \\ + 5 \\ \hline \end{array}$$

$$\begin{array}{r} 7 \\ + 4 \\ \hline \end{array}$$

$$\begin{array}{r} 6 \\ + 10 \\ \hline \end{array}$$

$$\begin{array}{r} 7 \\ + 8 \\ \hline \end{array}$$

$$\begin{array}{r} 2 \\ + 9 \\ \hline \end{array}$$

$$\begin{array}{r} 4 \\ + 9 \\ \hline \end{array}$$

Grade 2 Supply List

- Jump rope and chalk for recess
- Individual plastic Pencil sharpener
- One box of 24 crayons (needs to fit into tool box)
- School scissors
- Ruler (that has inches and centimeters)
- Plastic tool box
- 12 sharpened pencils
- 2 glue sticks
- 2 two pocket folders
- 1-one subject notebook with tear out pages (100 pages)
- 1 coloring book and a word puzzle book (word search or crossword)
- 100 piece puzzle(age appropriate) - label each piece with their initials. The puzzle needs to be able to fit in a gallon size Ziploc bag.
- Highlighter
- 6 low odor expos
- Addition and subtraction flashcards to keep in their desks
- 1 box of band-aids - latex free
- Ziploc bags (boys please bring in gallon size & girls bring in quart size)
- NO TRAPPER KEEPERS OR BINDERS PLEASE.
- 1 box of Kleenex
- 1 container of Wet One hand wipes or Baby wipes or Lysol wipes (not Clorox)
- 1 heavy duty Paper towel
- We may be in need of more supplies during the year.
- A picture of your child (no mask please) ex. 4X6

We hope you have a wonderful Summer

Sincerely,
Mrs. Caffrey
Mrs. Grant

2023 Summer Reading BINGO Grades 1-4

Optional Summer Reading Program- We hope you participate but please know there is no stress and no pressure!
Have fun and enjoy summer!

Name _____ Teacher _____ Total Bingo _____

5 in a row- down/across/diagonal = BINGO

How many Bingo games did you win? Circle Please:





1 Bingo = 1 no uniform pass

2 Bingo= 2 no uniform passes

3 Bingo= 3 no uniform passes

4 bingo=4 no uniform passes

5+Bingo= 5 no uniform passes

Read to someone who is younger than you	Read to a stuffed animal or real one	Read in a tree house or a fort you built (blanket forts count)	Read a book that a friend/parent recommends	Re-read a favorite book
Read a biography 	Read a book that a teacher told you to read	Tell a joke you read in a book	Read in a tent 	Read on a Friday!
Read a book by your favorite author	Read in a comfy spot	FREE SPACE	Read the directions for a game	Read at the beach 
Try a book you think you won't like	Tell an adult 3 facts you read in a book	Read a poem	Read with a flashlight 	Read under a table while wearing a hat!
Read one book in a series	Read in a silly voice	Read story from the children's bible	Retell a story you read in your own words	Read in bed 